



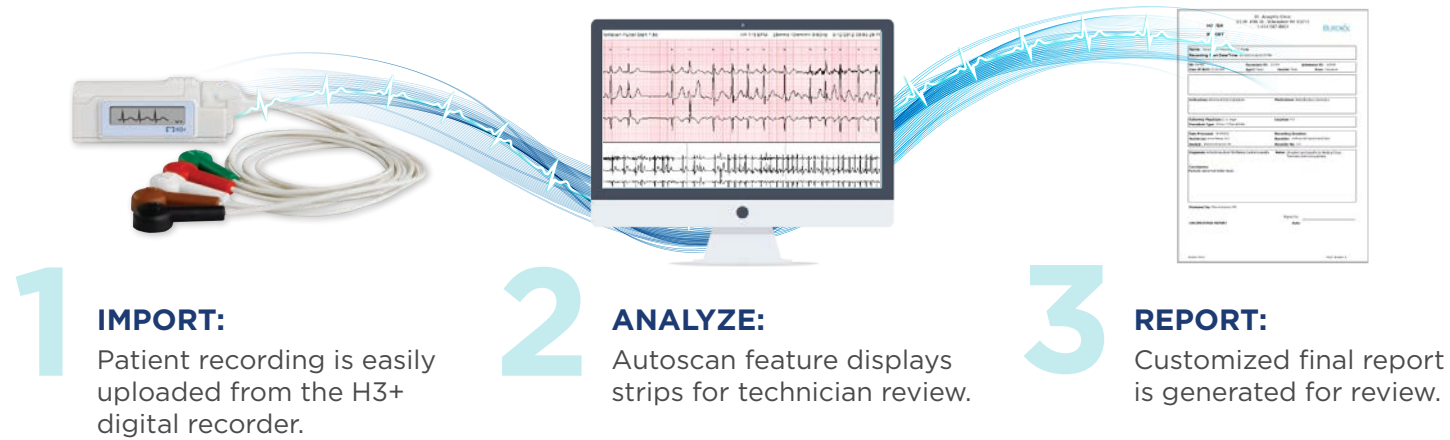
Welch Allyn
Vision™ Express Holter Analysis System
with H3+™ Recorder



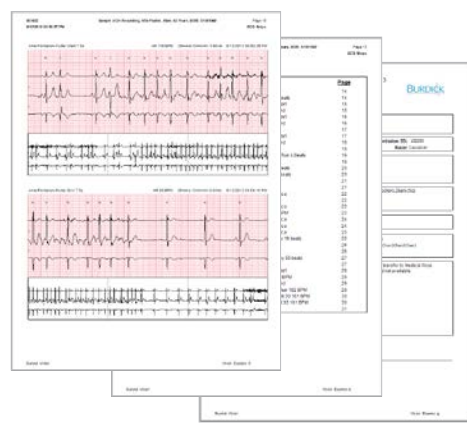
Efficient Ease and Efficiency You'll Appreciate

Exact Accuracy and Precision You Depend On

Import, analyze and report in minutes.



Combining simple **1-2-3 report generation**, flexibility and performance, Vision Express satisfies the needs of routine Holter monitoring environments, as well as specialized clinical settings.



Reports Your Way

In just minutes, you'll have a complete report. Choose your data and your customized report:

- Full-sized diagnostic ECG strips with miniature content
- 5, 10, 15, 30 and 60-minute page strips
- Full-disclosure reports including all or a portion of your patient's recording in various formats, such as 1, 2 or 3 channels at 60 seconds per line.



VERITAS[®]
Advanced ECG Algorithms

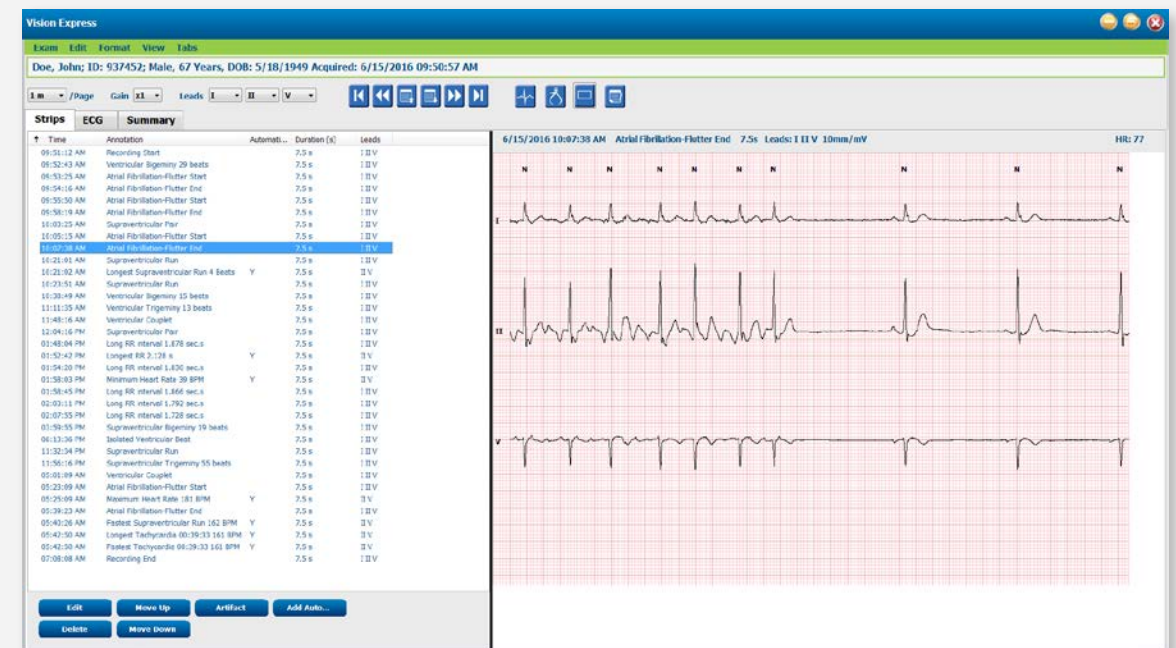


Performance results, using American Heart Association (AHA) and Massachusetts Institute of Technology (MIT) standardized databases, have shown that the Vision Express Holter algorithm has exceptional accuracy supported by 99.9% QRS detection sensitivity and positive predictivity.¹

Our VERITAS[®] signal processing algorithms provide accuracy in beat detection, labeling and noise rejection, resulting in improved identification of events and rapid scanning of recordings.

Meaningful results are presented in ECG strips, trends and tables to assist with determination of event frequency and severity.

Comprehensive labeling and noise rejection provide immediate notification of critical events. More accurate beat detection may reduce time spent on final report generation. Reports can be sent electronically in PDF and XML formats.



With the industry's broadest range of diagnostic cardiology solutions, we help people get better care, inside and outside the hospital. Backed by **clinical excellence, connected solutions and continuous innovation**, Welch Allyn Cardiology is proud to be powered by Mortara.

¹ Accuracy of the VERITAS analysis algorithm has been measured in accordance with the EC38 and EC57 standards published by the American National Standards Institute and the Association for the Advancement of Medical Instrumentation, as well as the international standard IEC 60601-2-47, who require sensitivity and positive predictivity of ECG analysis algorithms be reported for both QRS and ventricular ectopic beat detection. Tests were performed on all recordings excluding those with ventricular fibrillation and artificial pacemakers of two reference databases: AHA and MIT-BIH. Performance results show that the Burdick Vision Express Holter algorithm has 99.9% QRS detection accuracy.

Economical

Help Keep Your Practice Growing



Vision Express can prove to be a solid investment, even if your facility performs a minimal number of recordings per week. The proof is in the numbers. Use the chart below to determine approximately how long it could take you to reach a breakeven point on your investment.

Vision Express is available as a low-cost software kit that can be loaded right onto your PC. The complete offering also includes the H3+ recorder, patient cable and USB download cable needed to transfer data from recorder to PC.



By supporting a broad spectrum of Holter monitoring procedures right on site, you can provide convenience to your patients and maintain earning potential that may have otherwise gone to another practice.



Protect your investment with an H3+ exchange contract. Your patients can enjoy the freedom that H3+ provides, while you feel assured knowing that any damage to the recorder can be easily and quickly managed under the exchange contract.



Lower cost of ownership helps you to maximize the return on your investment.

Vision Express with two H3+ Recorders: Return on Investment

Tests Per Week	2	5	10
Income	\$200.00	\$500.00	\$1,000.00
Expenses:			
Materials	\$9.00	\$22.50	\$45.00
Labor	\$15.00	\$37.50	\$75.00
Total Expenses	\$24.00	\$60.00	\$120.00
Income/Year	\$8,800.00	\$22,000.00	\$44,000.00
vs Product Cost	\$7,200.00	\$7,200.00	\$7,200.00
Net Income	\$1,600.00	\$14,800.00	\$36,800.00

Assumes 50 weeks per year

This is an example to illustrate potential breakeven months. Individual rates and qualifications will vary. There can be no assurance that any of the projections will be realized. The actual results for the periods set forth in the projections may vary materially from those shown herein.

Assumptions include:

Purchase of a two-recorder bundle.
CPT® Code: 93224 - Holter
Income Average: \$100.00
Cost of Labor/Hour: \$15.00
Minutes/Test: 15 minutes
Cost of Material/Test: \$4.50
Product Cost: \$7,200.00

Calculation includes Tax Code Section 179 deduction.

H3+

It's not just light on your pockets.



The H3+ digital Holter recorder, designed for the Vision Express system, provides high-quality 3-channel Holter recordings with a signal preview screen. This device performs fast data transfer to your PC via USB cable, freeing up the recorder so it's immediately ready for your next patient hook-up.

Primary Benefits:



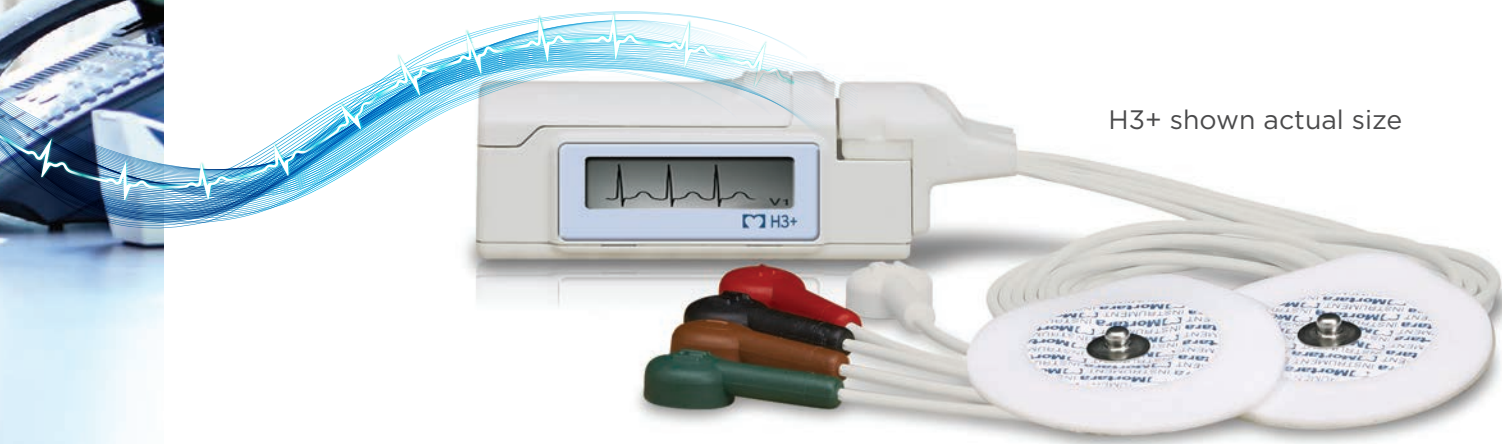
The H3+ digital recorder weighs just 1 oz. (28 g) – so lightweight, patients are free to go about their daily lives without interruption.



With just one AAA battery, H3+ supports continuous recording for up to 48 hours, without the need to change batteries during the test.



The full graphic LCD shows real-time ECG, ensuring proper electrode hook-up before your patient leaves the office.



H3+ shown actual size

System Specifications

Vision Express Holter System

Feature	Workstation Minimum Specification*
Processor	Performance equivalent to an Intel® Core™ i3
Graphics	1280 x 1024 (1920 x 1080 recommended)
RAM	4 GB
Operating System	Microsoft® Windows® 7 Professional 32-bit or 64-bit, Windows 8 Professional 64-bit, and Windows 10 Pro 64-bit
Hard Drive Capacity	160 GB
Archive	Network or external USB drive
Input Devices	Standard keyboard and 2-button scroll mouse
Software Installation	CD-ROM
Printing Device	HP PCL5-compatible printer series (recommended)
USB Ports	2 free 2.0 USB ports

H3+ Digital Holter Recorder

Feature	Specification*
Instrument Type	Digital Holter recorder
Input Channels	Simultaneous acquisition of 3 channels
Standard Leads Acquired	Modified I, II, III, aVR, aVL, aVF, and V
Input Impedance Input Dynamic Range Electrode Offset Tolerance Frequency Response	Meets or exceeds the requirements of IEC 60601-2-47
Digital Sampling Rate	180 s/sec/channel used for standard recording and storage
Special Functions	Pacemaker detection; ECG display during hook-up
A/D Conversion	12 bits
Storage	Internal, non-volatile memory; up to 48 hours
Device Classification	Type CF defibrillator-proof applied parts, internally powered
Weight	1 ounce (28 grams) without battery
Dimensions	2.5 x 1.0 x .75" (64 x 25 x 19 mm)
Battery	1 AAA alkaline required for continuous recording up to 48 hours

Contact your Welch Allyn representative today
or visit www.welchallyn.com to learn more.



Welch Allyn, Inc.
4341 State Street Road
Skaneateles Falls, NY 13153 USA
(p) 800.535.6663 (f) 315.685.3361